



District Report Card: 2017


State: Odisha	District: Malkangiri
Class: 3	Subject: Language
Schools: 46	Students: 892


Participation/Coverage


Students

<div>GENDER</div> <div></div>	Boys				Girls			
	Number		%		Number		%	
	472		52.91		420		47.09	

<div>AREA</div> <div></div>	Rural				Urban			
	Number		%		Number		%	
	769		86.21		123		13.79	

<div>CATEGORY</div> <div></div>	SC		ST		OBC		GEN	
	Number	%	Number	%	Number	%	Number	%
	209	23.43	539	60.43	61	6.84	83	9.30

<div>CWSN</div> <div></div>	LD	VI	HI	S&LD	ID	Oth
	1	0	0	2	0	3

<div>Management</div> <div></div>	Government			Government-aided		
	Number		%	Number		%
	892		100.00	0		0.00

Average Performance of Students in Language (%)

Overall	Gender		Area		Management		Social Group			
	Male	Female	Rural	Urban	Govt.	Aided	SC	ST	OBC	GEN
64.04	63.08	65.11	63.99	64.34	64.04	0.00	63.67	64.22	66.56	61.93

Performance on Learning Outcomes (LOs)

Learning Outcomes	Description	Average Performance(%)
L304	Reads small texts with comprehension i.e., identifies main ideas, details, sequence and draws conclusions	66.22
L312	Reads printed scripts on the classroom walls: poems, posters, charts etc.	59.66

Range of Performance of Students who Answered Correctly							
Below 30%		30% - 50%		50% - 75%		Above 75%	
Number	%	Number	%	Number	%	Number	%
69	7.74	195	21.86	293	32.85	335	37.56

Lowest Performing Learning Outcomes (LOs)

1 - Reads printed scripts on the classroom walls: poems, posters, charts etc. (59.66)

2 - Reads small texts with comprehension i.e., identifies main ideas, details, sequence and draws conclusions (66.22)